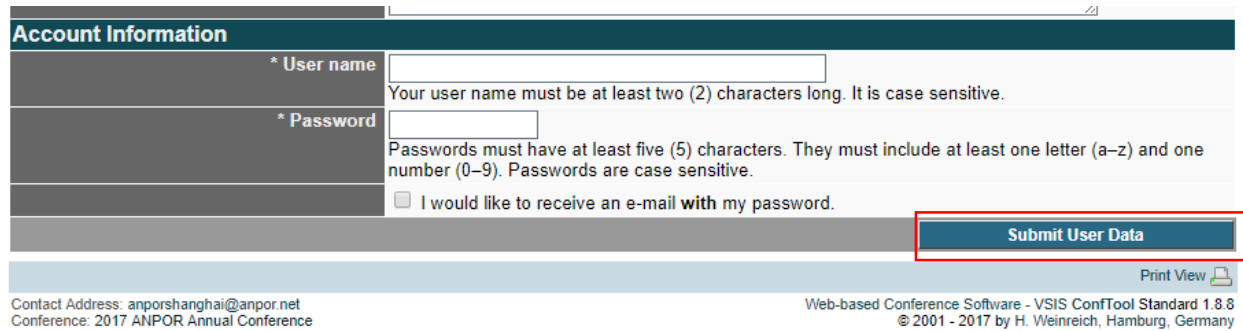


Participant Register Manual

1. Go to Website <http://conf17.anpor.net>
2. Click **Register New** on the top left side of the webpage



3. Fill in your details and click **Submit User Data**




Account Information

* User name
Your user name must be at least two (2) characters long. It is case sensitive.

* Password
Passwords must have at least five (5) characters. They must include at least one letter (a-z) and one number (0-9). Passwords are case sensitive.

I would like to receive an e-mail with my password.

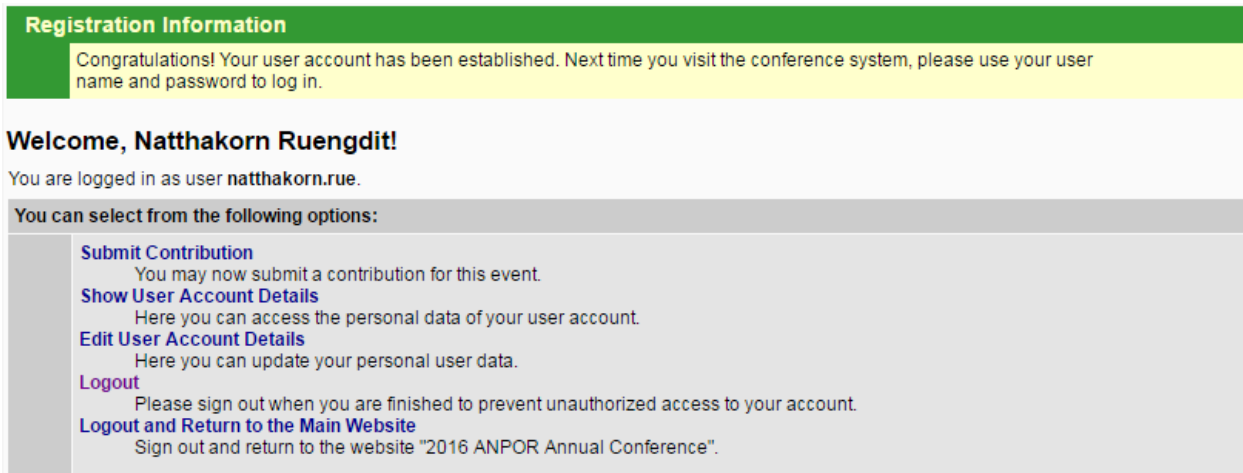
Submit User Data

Print View 

Contact Address: anporshanghai@anpor.net
Conference: 2017 ANPOR Annual Conference

Web-based Conference Software - VSIS ConfTool Standard 1.8.8
© 2001 - 2017 by H. Weinreich, Hamburg, Germany

4. When you have done the registration, the system will show the status as following



Registration Information

Congratulations! Your user account has been established. Next time you visit the conference system, please use your user name and password to log in.

Welcome, Natthakorn Ruengdit!

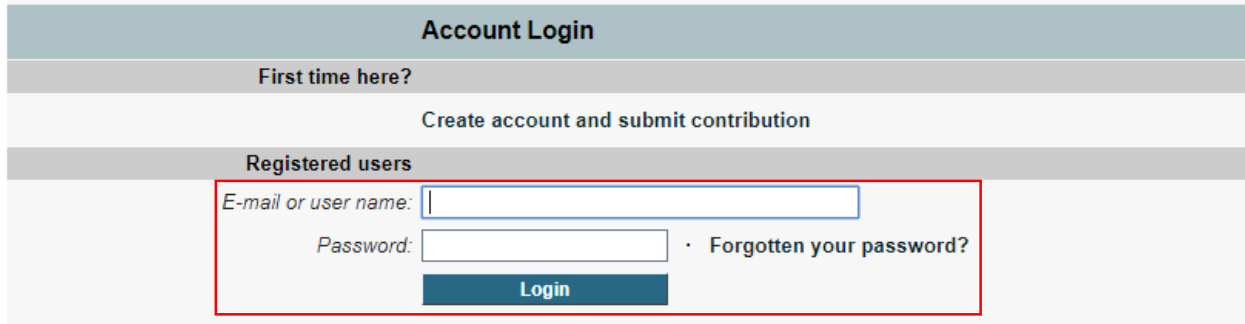
You are logged in as user **natthakorn.rue**.

You can select from the following options:

- Submit Contribution**
You may now submit a contribution for this event.
- Show User Account Details**
Here you can access the personal data of your user account.
- Edit User Account Details**
Here you can update your personal user data.
- Logout**
Please sign out when you are finished to prevent unauthorized access to your account.
- Logout and Return to the Main Website**
Sign out and return to the website "2016 ANPOR Annual Conference".

Abstract and Paper Submission Manual

1. Go to website: <http://conf17.anpor.net> and login to the system

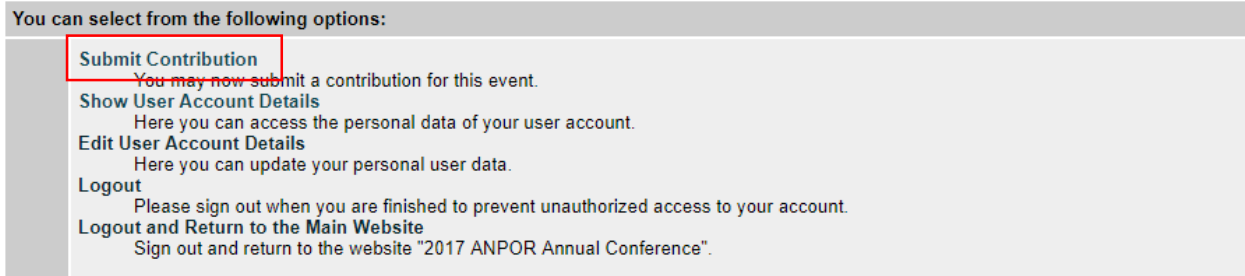


The image shows the 'Account Login' page. At the top, there is a header 'Account Login'. Below it, there are two buttons: 'First time here?' and 'Create account and submit contribution'. Underneath, there is a section for 'Registered users' containing a login form. The form has two input fields: 'E-mail or user name:' and 'Password:'. To the right of the password field is a link 'Forgotten your password?'. Below the password field is a blue 'Login' button. The entire login form area is enclosed in a red rectangular box.

2. Click on "Submit Contribution"

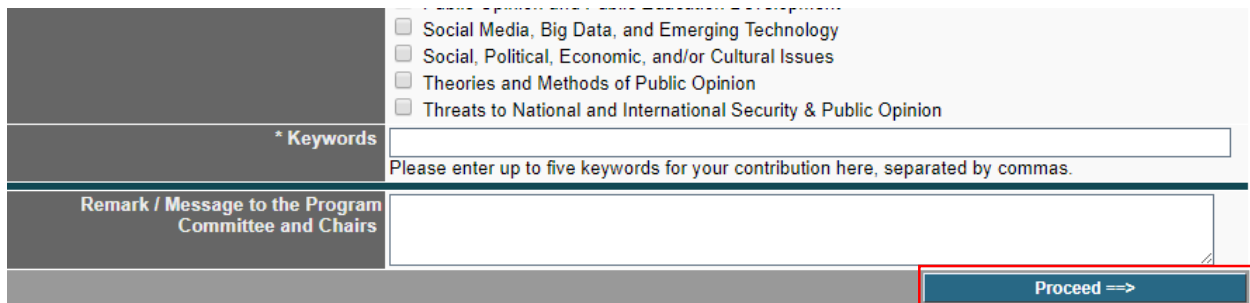
Welcome, Natthakorn Ruengdit!

You are logged in as user hanami001.



The image shows a user menu with the heading 'You can select from the following options:'. There are five menu items, each with a red box around its title: 'Submit Contribution' (with a red line through the text 'You may now submit a contribution for this event.'), 'Show User Account Details' (with the description 'Here you can access the personal data of your user account.'), 'Edit User Account Details' (with the description 'Here you can update your personal user data.'), 'Logout' (with the description 'Please sign out when you are finished to prevent unauthorized access to your account.'), and 'Logout and Return to the Main Website' (with the description 'Sign out and return to the website "2017 ANPOR Annual Conference"').

3. Fill in all information and click on "Proceed"



The image shows a submission form. On the left, there are three labels: '* Keywords', 'Remark / Message to the Program Committee and Chairs', and 'Proceed ==>'. The '* Keywords' label is next to a list of four checkboxes: 'Social Media, Big Data, and Emerging Technology', 'Social, Political, Economic, and/or Cultural Issues', 'Theories and Methods of Public Opinion', and 'Threats to National and International Security & Public Opinion'. Below the checkboxes is a text input field for keywords, with the instruction 'Please enter up to five keywords for your contribution here, separated by commas.' Below that is a larger text area for the 'Remark / Message to the Program Committee and Chairs'. At the bottom right, there is a blue 'Proceed ==>' button, which is highlighted with a red box.

4. Check your information whether they are correct or not.

4.1 If no full paper to upload yet, click on **"Save Submission"** and you can upload the paper later.

4.2 If you already have your paper, you can upload through the system by clicking on **"Choose File"**. Then follow the system instruction.

Submission of a Contribution - Step 2

You now have the option of uploading a file containing your contribution to the server. If you wish to submit a document at a later time, please click on "Save Submission, Upload File(s) Later". **Please note that your file must successfully be uploaded to the server prior to the submission deadline!**

Contribution Details

Test

Poster Presentation

test

Submitted by: Natthakorn Ruengdit

Topics: "Health Promotion and Nursing Science"

Keywords: test

Abstract

|||||

Upload File(s) Later

[Return to Step 1](#)

[Save Submission, Upload File\(s\) Later](#)

If you wish to upload your file now, please use the form below. You can update your contribution until the submission deadline.

Information on This Contribution

Conference Track / Type of Submission	Poster Presentation
Title of Contribution	Test
Author(s)	test

Upload file(s) to server

Submission Details	Papers must be written in English and 3,000 - 5,000 words. There will be poster sessions, too. Papers for both oral and poster presentations will be published in the conference proceedings.
Please note	Please use DOC as document format and compress the file with ZIP if required.
File Types	The following file extensions are allowed: doc, docx The maximum file size allowed is 10 megabytes.
Select filename	<input type="button" value="Choose File"/> No file chosen
Upload File(s) and Complete Submission	

5. When you have done with uploading, a paper number will show up on the left hand. Details of your paper will show as picture.

5.1 If you would like to edit abstract, click on **"Edit Contribution Details"**

5.1 If you would like to upload your paper, click on **"Upload Contribution"**

You have submitted one or more contributions, which you see listed here:

7 Title: Test (Poster Presentation) Author(s): test	No upload yet.
Show Abstract · Edit Contribution Details · Upload Contribution · Withdraw Contribution	

Registration and Payment Manual

1. Go To Go to website: <http://conf17.anpor.net> and register into the conference system. Click on “**Register Now**” button. However, if you have done the registration, click on “**Login**” button

Register New · Login

Master Conference 2010

Log in to your account to **submit a contribution**, enter or view reviews and access the results of the reviewing process.
If you have not yet created a user account, please do so now.

Account Login

First time here?
Create account and submit contribution

Registered users

E-mail or user name:

Password: · [Forgotten your password?](#)

2. When login through the system, it will go to the Welcome page. But if you have not registered yet, it will show a message in the red tap. You need to click on “**Register as Participant**”.

Welcome, Natthakorn Ruengdit!

You are logged in as user **hanami001**.

You are not yet registered as participant. You can register below.

You can select from the following options:

- [Submit Contribution](#)
You may now submit a contribution for this event.
- [Register as Participant](#)
Here you can register for conference participation.
- [Show User Account Details](#)
Here you can access the personal data of your user account.
- [Edit User Account Details](#)
Here you can update your personal user data.
- [Logout](#)
Please sign out when you are finished to prevent unauthorized access to your account.
- [Logout and Return to the Main Website](#)
Sign out and return to the website "2016 ANPOR Annual Conference".

3. There are 3 steps of registration process.

3.1 **Step 1:** Choose the type of participant, then click on "Proceed to step 2"

Registration for Participation - Step 1 of 3

Here you can register for participation. Please enter your status, followed by your member number, student ID or registration code (if applicable), and in "Continue with Step 2".

Participant Status Information	
* Status	<input type="radio"/> ANPOR Member <input type="radio"/> ANPOR Member + Membership Renewal (1) <input type="radio"/> Non-ANPOR Member <input type="radio"/> Non-ANPOR Member + Membership Fee (2) <input type="radio"/> Student <input type="radio"/> Test
Registration Code, Member ID or Student ID	<input type="text"/> Membership must be proven on arrival.
Proceed to step 2	

3.2 **Step 2:** Choose the type of conference that you would like to participate (Please read all detail carefully before selecting). Then click on "Proceed to step 3".

Conference	single price
<input type="radio"/> Full Conference Program 8-12 November 2016 Battambang - Siem Reap Full Conference Program include - Pre Conference at University of Battambang on 8-9 November 2016 - Main Conference at Le Meridiean Angkor Siem Reap on 10-11 November 2016 - Post Conference at Ta Prohm Temple, Bayon and Angkor Wat on 12 November 2016	USD 0,50
<input checked="" type="radio"/> Main Conference 10-11 November 2016 Siem Reap Main Conference at Le Meridiean Angkor Siem Reap on 10-11 November 2016 Participants who registered themselves within 31 August 2016 will qualify for the early bird conference fee. Normal fee will apply on registration from 1 September onwards. Note (1) ANPOR Member + Membership Fee is ANPOR Member who would like to renew and extend their membership to next year (2017). (2) Non-ANPOR Member + Membership Fee is Non-ANPOR Member participant who pay for membership of ANPOR this year (2016). Membership status will continue to next year (2017).	USD 0,00
Add on	single price
<input type="checkbox"/> Pre-Conference 8-9 November 2016 Battambang University Participants to ANPOR Annual Conference are strongly encouraged to attend the pre-conference sessions in Battambang. Participants are asked to contribute USD 15 on top of the conference fee to join the pre-conference. This includes transfers to/from Siem Reap, welcome dinner reception by the city of Battambang and University of Battambang, coffee breaks and lunch.	USD 0,00
<input type="checkbox"/> Post-Conference 12 November 2016 Siem Reap Participants to ANPOR Annual Conference are strongly encouraged to attend together with other friends and colleagues from the conference to the post-conference excursion. Participants are asked to contribute USD 35 on top of the conference fee to join the post-conference. This includes transportation from conference hotel to Ta Prohm Temple, Bayon and Angkor Wat, coffee breaks and lunch.	USD 0,00
Payment Details	
* Payment Method	<input type="radio"/> Admission free of charge (only visible to admins and assistants) <input checked="" type="radio"/> Via PayPal <input type="radio"/> Cash on arrival at the registration desk (only visible to admins and assistants)
Miscellaneous	
Remark of Participant	<input type="text"/>
Proceed to step 3: check and confirm your entries	

3.3 Step 3: Summary of registration details. If all information is correct, click on "Register Now"

Overview Natthakorn Ruengdit Logout

Registration for Participation - Step 3 of 3

Please confirm your entries by clicking on "Register Now".
Only then you are registered as a confirmed conference participant.

Name and Organization of User

Ruengdit, Natthakorn Thammasat University	1001
---	------

User Status / Role and Registration Data

User Status / Role

- Member of the Program Committee (PC member)
- Chair of the Program Committee (Chair)
- Front Desk / Registration / Student Volunteer

Participant Status

Registration Date: 29th Aug 2016, 03:32:15pm (Early-Bird Registration)
Status: Test
Registration Code, Member ID or Student ID: 5109652841

Qty.	Description	Unit Price	Fee
1	Conference Full Conference Program Event Date: 8-12 November 2016 Event Location: Battambang - Siem Reap	USD 0.50	USD 0.50
Total Amount			USD 0.50

Payment Details:

Payment Method: Via PayPal
No payment has been recorded yet.

Remarks

User Comments:
Test System

[Register Now](#) [Return to step 1](#) [Return to step 2](#)

> [index](#) > [participate](#) Print View

4. Your information will be record in the conference system. When you reach this process, you could pay the registration fee through PayPal by clicking on "PayPal Pay Now" button. Then follow the PayPal payment instruction.

Overview Natthakorn Ruengdit Logout


Participation Data Has Been Saved

The participation registration has been saved successfully. From the ConfTool "overview" page you can print out a registration confirmation and/or an invoice either now or later.

Welcome, Natthakorn Ruengdit!

You are logged in as user **hanami001**.
You are registered as participant. Total Amount: USD 0,50
Selected payment method: Via PayPal
No payment has been recorded yet.

Please transfer the fee via PayPal.



Please note that Cookies have to be enabled for an automatic processing of your payments (this is usually the case). If you experience any problems, please contact the conference organizers at anporcambodia@anpor.net.

5. When you finish payment with PayPal, the system will show **“Payment in full has been received. Thank you”** as shown in the picture. It means you have done with registration and payment.

Welcome, Natthakorn Ruengdit!

You are logged in as user **hanami001**.

You are registered as participant. Total Amount: USD 0,50

Selected payment method: Via PayPal

Payment in full has been received. Thank you.